



FORTUNE TELLER

WHAT YOU'LL NEED:



Paper

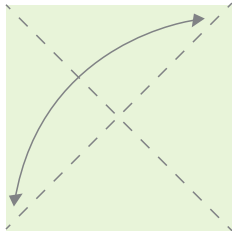


A pen or marker



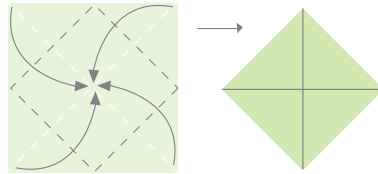
A little imagination

1



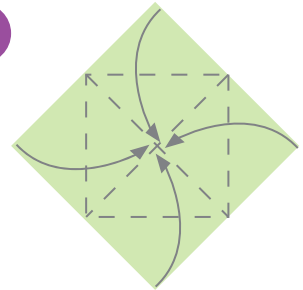
Start with a square plain or colored piece of paper. Fold diagonally in both directions.

2



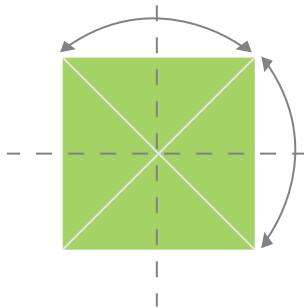
Fold each corner into the center point.

3



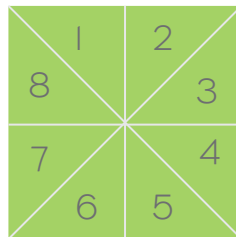
Turn over and again fold each corner into the center point.

4



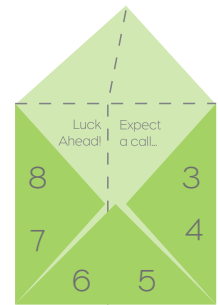
Without turning over, fold in half along creases shown, both ways, and open.

5



Number each segment from 1-8.


6



Open up each flap and write a fortune in each segment. Here are some examples of fortunes to write:



Turn the model over and write a color on each flap as shown. You're done! Now use fingers to open and start telling your friends' fortunes.



You will get an A+ on the test

Be very careful on Tuesday

You will win the lottery

You will have many friends



For more kids activities go to ACTEMRApediatric.com.